

vtech[®]

Parent's Guide

Blooming Surprise Rose[™]

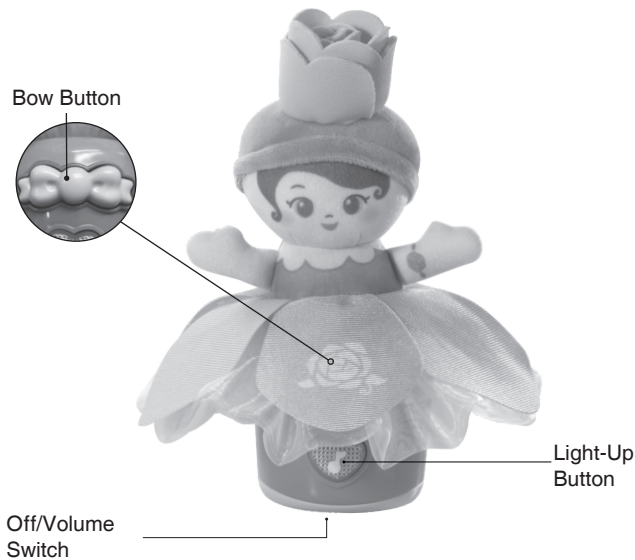


91-003433-004 (US)

INTRODUCTION

Thank you for purchasing the **Baby Amaze™ Blooming Surprise Rose™!**

This lovely flower doll can be transformed from a beautiful bloom into a flower fairy and back again! Press the light-up button on her flower pot to hear music or learn all about the friendly fairy.



INCLUDED IN THIS PACKAGE

- One Baby Amaze™ Blooming Surprise Rose™
- One parent's guide

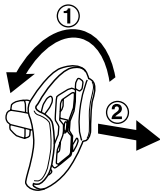
WARNING: All packing materials such as tape, plastic sheets, packaging locks, removable tags, cable ties and packaging screws are not part of this toy, and should be discarded for your child's safety

NOTE: Please keep this parent's guide as it contains important information.

ATTENTION : Pour la sécurité de votre enfant, débarrassez-vous de tous les produits d'emballage tels que rubans adhésifs, feuilles de plastique, attaches, étiquettes et vis d'emballage. Ils ne font pas partie du jouet.

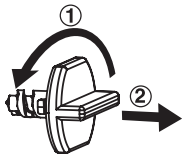
NOTE : Il est conseillé de conserver ce guide des parents car il comporte des informations importantes.

Unlock the packaging locks:



- ① Rotate the packaging locks 90 degrees counterclockwise.
- ② Pull out the packaging locks and discard.

Unlock the packaging locks:

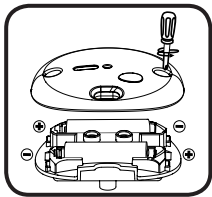


- ① Turn the packaging lock counterclockwise several times.
- ② Pull out and discard the packaging lock.

INSTRUCTIONS

BATTERY INSTALLATION

1. Make sure the unit is turned **OFF**
2. Locate the battery cover on the bottom of the unit.
3. Use a screwdriver to open the cover.
4. Install 2 new AAA (LR03/AM-4) batteries following the diagram inside the battery box. (The use of new, alkaline batteries is recommended for maximum performance.)
5. Replace the battery cover and tighten the screw to secure.



Note: If there is no response when the unit is switched on, please insert new batteries and try switching it on again.

BATTERY NOTICE

- Use new alkaline batteries for maximum performance.
- Use only batteries of the same or equivalent type as recommended.
- Do not mix different types of batteries: alkaline, standard (carbon-zinc) or rechargeable, or new and used batteries.
- Do not use damaged batteries.
- Insert batteries with the correct polarity.
- Do not short-circuit the battery terminals.
- Remove exhausted batteries from the toy.
- Remove batteries during long periods of non-use.
- Do not dispose of batteries in fire.
- Do not charge non-rechargeable batteries.
- Remove rechargeable batteries from the toy before charging (if removable).
- Rechargeable batteries are only to be charged under adult supervision.

PRODUCT FEATURES

1. Off/Volume Switch

Slide the **Off/Volume Switch** on the bottom of the flower pot to the **Low Volume** or **High Volume** position to turn the unit **ON** and adjust the volume. To turn the unit **OFF**, slide the switch to **OFF**.



2. Bow Button

Press the **Bow Button** to transform the rose into a brave fairy, then tuck the fairy into the flower pot to change her back into a rose.



3. Light-Up Button

Press the **Light-Up Button** to learn about roses, the friendly fairy, and hear sing-along songs and lively melodies.



4. Twirling Fun

Wobble and spin the fairy or flower.



5. Automatic Shut Off

To preserve battery life, the **Baby Amaze™ Blooming Surprise Rose™** will shut off automatically after several minutes without input. The unit can be turned on again by pressing any button.

NOTE: If the unit repeatedly powers down or has abnormal responses when the unit is switched on, please insert new batteries and try switching it on again.

ACTIVITIES

1. Fairy Mode

Play pretend in the wonderful world of flower fairies! Your little one will enjoy learning about the brave rose fairy, hearing sweet phrases and singing lively songs.

2. Flower Mode

Little ones can learn all about roses, hear cute phrases and more.

SONG LYRICS

Song 1

I'm a fairy, I'm a flower.
I have special powers!
Just like you!

Song 2

I stand brave, I stand strong all day loong!

Song 3

Don't be afraid to dream big!

Song 4

Roses are red, violets are blue, I am brave and you are, too!

Song 5

Pink is a good, strong, brave color!

MELODY LIST

1. Itsy Bitsy Spider
2. March of the Toys
3. Oh, Susanna!
4. She'll Be Comin' Round the Mountain
5. The Gladiator March
6. William Tell Overture
7. Yellow Rose of Texas
8. Jack Be Nimble
9. Big Rock Candy Mountain
10. Can Can

CARE & MAINTENANCE

1. Keep the unit clean by wiping it with a slightly damp cloth.
2. Keep the unit out of direct sunlight and away from any direct heat source.
3. Remove the batteries when the unit is not in use for an extended period of time.
4. Do not drop the unit on hard surfaces and do not expose the unit to moisture or water.

TROUBLESHOOTING

If for some reason the unit stops working or malfunctions, please follow these steps:

1. Please turn the unit **OFF**.
2. Interrupt the power supply by removing the batteries.
3. Let the unit stand for a few minutes, then replace the batteries.
4. Turn the unit **ON**. The unit should now be ready to play again.
5. If the product still does not work, replace with a new set of batteries.

If the problem persists, please call our Consumer Services Department at 1-800-521-2010 in the U.S. or 1-877-352-8697 in Canada, or by going to our web site at www.vtechkids.com and filling out our Contact Us form located under the Customer Support link. A service representative will be happy to help you.

IMPORTANT NOTE:

Creating and developing **VTech®** products is accompanied by a responsibility that we at **VTech®** take very seriously. We make every effort to ensure the accuracy of the information, which forms the value of our products. However, errors sometimes can occur. It is important for you to know that we stand behind our products and encourage you to call our Consumer Services Department at 1-800-521-2010 in the U.S. or 1-877-352-8697 in Canada, or by going to our web site at www.vtechkids.com and filling out our Contact Us form located under the Customer Support link with any problems and/or suggestions that you might have. A service representative will be happy to help you.

NOTE:

This equipment has been tested and found to comply with the limits for a Class B digital device, pursuant to Part 15 of the FCC Rules. These limits are designed to provide reasonable protection against harmful interference in a residential installation. This equipment generates, uses and can radiate radio frequency energy and, if not installed and used in accordance with the instructions, may cause harmful interference to radio communications. However, there is no guarantee that interference will not occur in a particular installation. If this equipment does cause harmful interference to radio or television reception, which can be determined by turning the equipment off and on, the user is encouraged to try to correct the interference by one or more of the following measures:

- Reorient or relocate the receiving antenna.
- Increase the separation between the equipment and receiver.
- Connect the equipment into an outlet on a circuit different from that to which the receiver is connected.
- Consult the dealer or an experienced radio/TV technician for help.

Supplier's Declaration of Conformity

Trade Name:	VTech®
Model:	1752
Product name:	Baby Amaze™ Blooming Surprise Rose™
Responsible Party:	VTech Electronics North America, LLC
Address:	1156 W. Shure Drive, Suite 200, Arlington Heights, IL 60004
Website:	vtechkids.com

Caution: Changes or modifications not expressly approved by the party responsible for compliance could void the user's authority to operate the equipment.



CLASS 1
LED PRODUCT

**Visit our website for more
information about our products,
downloads, resources and more.**

vtechkids.com

Read our complete warranty policy online at
vtechkids.com/warranty



TM & © 2018 VTech Holdings Limited.
All rights reserved.
Printed in China.
91-003433-004 